

**Photo is for illustration only.*

Style & Substance For Your Lifestyle

Own Yourself An Attractive Yet Practical Product

ELBA

TALENT FOR COOKING



Made in Italy



Hob . Hood . Oven . Standing Cooker

Contents

HOB

- 01 *Hob Function Symbol*
- 02 *Built-In Induction Hob*
- 03-05 *Built-In Gas Hob*

HOOD

- 06 *Chimney Hood*
- 07 *Slim Hood*

OVEN

- 08 *Oven Function Symbol*
- 09-11 *Built-In Oven*

FREE STANDING COOKER

- 13 *Free Standing Cooker*

*Photo is for illustration only.

HOB

INDUCTION HOB/GAS HOB

ELBA
TALENT FOR COOKING
Made in Italy



Induction Hob

FUNCTION SYMBOL

Gas Hob



99 MINS TIME CONTROL

The timer can be set from 1 to 99 minutes.



OVERFLOW SAFETY DEVICE

The overflow safety device automatically shuts off the power when the liquid boils onto the the control.



AUTOMATICALLY SAFETY SWITCH OFF

The cooking zone is automatically switched off if the zone is left on for a long time.



9 COOKING LEVELS

It varies from the lowest temperature level 1 to the highest temperature level 9.



CHILD LOCK

The child lock function locks the touch control keys against unwanted activation.



TRIPLE RING



A burner with 3.5kW of power for cooking food rapidly without compromising its nutritional value. Heat is evenly distributed at the bottom of the pan, giving an excellent cooking performance over a shorter period of time, even in case of large and big pots.



SAFETY DEVICE

Each of our hobs is equipped with safety device that automatically cuts off the gas supply to prevent any gas leakage in case of accidental extinguishing of the flame, because of the wind or overflowing of liquids.



CAST IRON

Cast iron pan supports enhance the style and the professional look of your hob, providing at the same time maximum stability to the pots and pans of any size. They are very easy to clean and long-lasting.



DUAL BURNER

The dual burner offers high performances thanks to its independent fire crowns, generated by the combination between outer and inner rings for a power minimum of 0.8kW up to maximum of 4.2kW. This is the perfect solution in order to satisfy the most demanding chef. Very useful at maximum power for cooking rapidly food in big pot, as well as heating small pots by using it at minimum power. The dual burner is managed by two independent knobs.



(max power)



(outer ring)



(inner ring)



Built-In Induction Hob

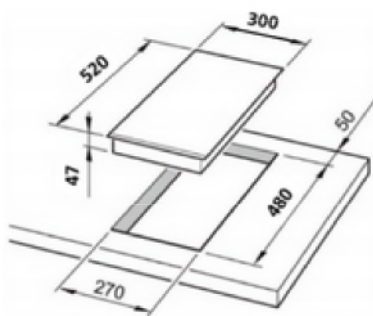
EIN 302

30CM INDUCTION HOB



Dimensions:

- Product: W300 x D520 x H47mm
- Built-In: W270 x D480mm



ELBA's Induction technology represents innovation at its best. Through induction technology, heat is generated directly through the pan and its contents without heating the surface; it focuses on safety and performance with faster cooking times and highly efficient energy consumption.

Main Features


- 2 Induction cooking zones: Front & Rear: 190 x 210 mm
- Normal Power: 2100 W
- Booster Power: 2300 W
- Double Booster: 3000 W
- Bridge function: 3700 W
- Max. Power Management: 3700W / 16Amp

- Sensor touch control
- 9 power levels for each cooking zone
- Built in timer of up to 9 hours 59 minutes (Automatic cooking timer, minute minder, and count up function)
- Fast heating, Booster, Double Booster functions
- Bridge function for combining extendable zones
- GentleHeat for warming / melting
- Warming function key, Pause function key

- Chef cook function key
- Child lock safety key, Key lock safety
- Recall function
- Pan detection indicator
- Residual heat indicator
- Automatic safety shut off
- Anti-overheat & Anti-overflow
- User menu settings (Volume, Display brightness)

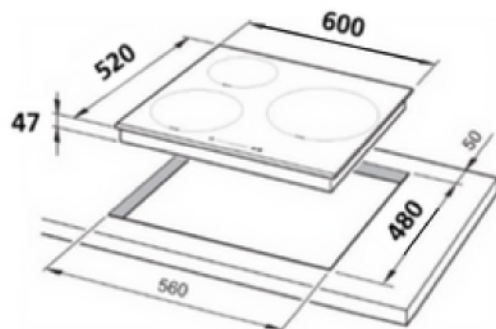
EIN 603 XF

60CM INDUCTION HOB



Dimensions:

- Product: W600 x D520 x H47mm
- Built-In: W560 x D480mm



Main Features

- 3 Induction cooking zones: Left (Front & Rear): 190 x 210 mm
- Normal Power: 2100 W
- Booster Power: 2300 W
- Double Booster: 3000 W
- Bridge function: 3700 W
- Right: Ø 250 mm
- Normal Power: 2300 W
- Booster Power: 3000 W
- Max. Power Management: 6700W / 29Amp

- Sensor touch control
- 9 power levels for each cooking zone
- Built in timer of up to 9 hours 59 minutes (Automatic cooking timer, minute minder, and count up function)
- Fast heating, Booster, Double Booster functions
- Bridge function for combining extendable zones
- GentleHeat for warming / melting
- Warming function key, Pause function key

- Chef cook function key
- Child lock safety key, Key lock safety
- Recall function
- Pan detection indicator
- Residual heat indicator
- Automatic safety shut off
- Anti-overheat & Anti-overflow
- User menu settings (Volume, Display brightness)

*Photo is for illustration only.

Built-In Gas Hob



ELIO 65-445D1

60CM GAS HOB



Main Features

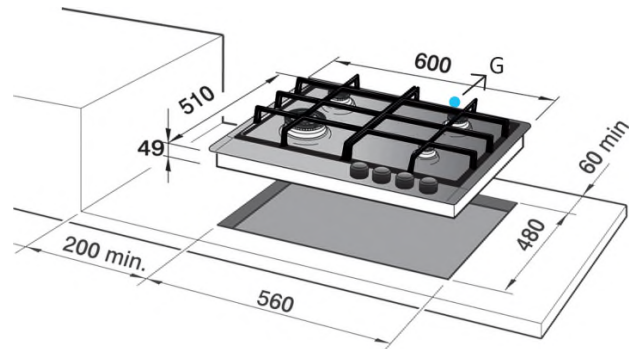
- 4 Gas burners
 - 1 Triple ring burner - 3.65kW
 - 2 Semi-rapid burner - 1.75kW
 - 1 Auxiliary Burner - 1.00kW
- Electric ignition
- With flame failure devices
- Easy to reach front controls
- Cast iron pan supports & wok stand
- Total gas input - 8.15kW
- Voltage 220-240 50/60Hz



Dimensions:

- Product: W600 x D510 X 49mm
- Built-In: W560 x D480mm

ELBA's wide range of gas cooktops come with either easy to reach front or side controls with a choice of burners configured like triple ring, or dual gas burners for maximum versatility and heat control.



ELIO 75-300D1

75CM GAS HOB



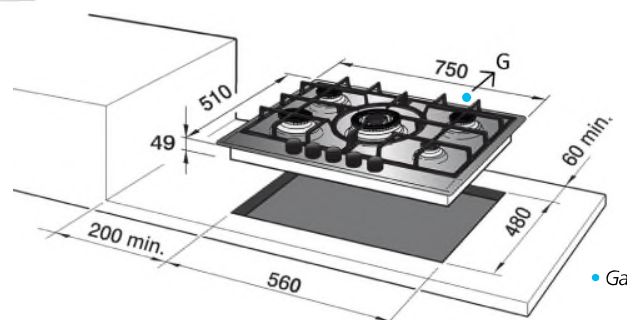
Main Features

- 3 Gas burners
 - 1 Dual burner - 4.20kW
 - 1 Triple ring burner - 3.80kW
 - 1 Auxiliary Burner - 1.00kW
- Electric ignition
- With flame failure devices
- Easy to reach front controls
- Cast iron pan supports & wok stand
- Total gas input - 9kW
- Voltage 220-240 50/60Hz



Dimensions:

- Product: W750 x D510 x H49mm
- Built-In: W560 x D480mm



• Gas Inlet

Built-In Gas Hob

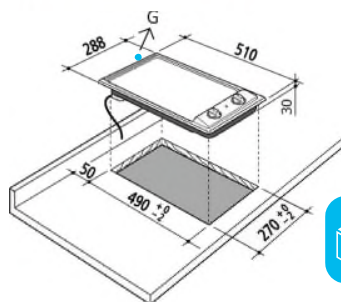
EHS 311D1 S

30CM GAS HOB



Main Features

- 1 Gas burner
Triple ring burner - 3.50kW
- Electric ignition
- With flame failure device
- Easy to reach front controls
- Enamelled pan supports & wok stand
- Total gas input - 3.5kW
- Voltage: 220-240V / 50Hz



EHS 321D1 S

30CM GAS HOB



Main Features

- 2 Gas burners:
1 Rapid burner - 3.00kW
1 Semi-rapid burner - 1.75kW
- Electric ignition
- With flame failure devices
- Easy to reach front controls
- Enamelled pan supports
- Total gas input - 4.75kW
- Voltage: 220-240V / 50Hz

EHS 311D1 S | EHS 321D1 S



Dimensions:
• Product: W288 x D510 x H30mm
• Built-In: W270 x D490

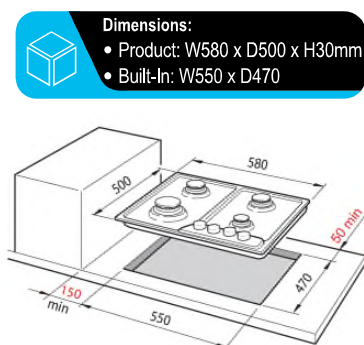
EHS 635D1 SB

60CM GAS HOB



Main Features

- 3 Gas burners
1 Triple ring burner - 3.50kW
1 Rapid burner - 3.00kW
1 Semi-rapid burner - 1.75kW
- Battery ignition (Size AA)
- With flame failure devices
- Enamelled pan supports & wok stand
- Total gas input - 8.25kW



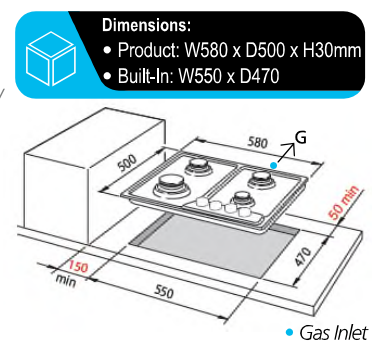
EHS 645D1 SB

60CM GAS HOB



Main Features

- 4 Gas burners
1 Triple ring burner - 3.50kW
2 Semi-rapid burner - 1.75kW
1 Auxiliary Burner - 1.00kW
- Battery ignition (Size AA)
- With flame failure devices
- Enamelled pan supports & wok stand
- Total gas input - 8kW



• Gas Inlet

*Photo is for illustration only.

Built-In Gas Hob



EHS 935D1 SB

90CM GAS HOB



Main Features

- 3 Gas burners
- 2 Triple ring burner - 3.50kW
- 1 Semi-rapid burner - 1.75kW
- Battery ignition (Size AA)
- With flame failure devices
- Enamelled pan supports & wok stand
- Total gas input - 8.75kW

EHS 945D1 SB

90CM GAS HOB



Main Features

- 4 Gas burners
- 1 Triple ring burner - 3.50kW
- 2 Semi-rapid burner - 1.75kW
- 1 Auxiliary Burner - 1.00kW
- Battery ignition (Size AA)
- With flame failure devices
- Enamelled pan supports & wok stand
- Total gas input - 8.00kW

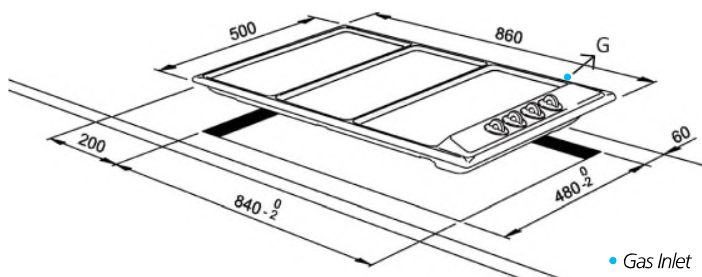
EHS 948D1 S

90CM GAS HOB



Main Features

- 4 Gas burners + 1 Hotplate
- 1 Triple ring burner - 3.50kW
- 2 Semi-rapid burner - 1.75kW
- 1 Auxiliary Burner - 1.00kW
- 1 Hotplate Ø 145mm - 1000W
- Electric ignition
- With flame failure devices
- Enamelled pan supports & wok stand
- Total gas input - 8.00kW
- Voltage 220-240V 50/60Hz



• Gas Inlet

EHS 935D1 SB | EHS 945D1 SB | EHS 948D1 S

Dimensions:

- Product: W860 x D500 x H30mm
- Built-In: W840 x D480

*Photo is for illustration only.

HOOD

CHIMNEY HOOD/SLIM HOOD

ELBA
TALENT FOR COOKING
Made in Italy

Chimney Hood

F0 S4 90

90CM CHIMNEY HOOD

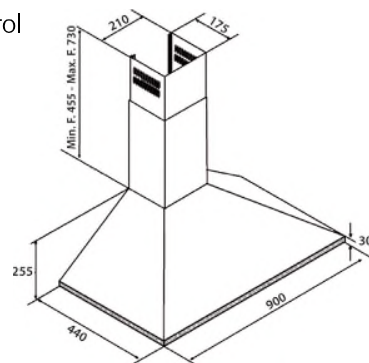


Main Features

- Push buttons with 4 speed control
- 2 x 20W halogen lights
- 3 x Metal grease filters
- Single motor
- 2 x Charcoal filters
- Ducted or recirculation mode
- Max extraction rate: 800m³/h
- Voltage: 220-240V / 50Hz



Dimensions:
W900 x D440 x H710-985mm



F53 H90

90CM CHIMNEY HOOD

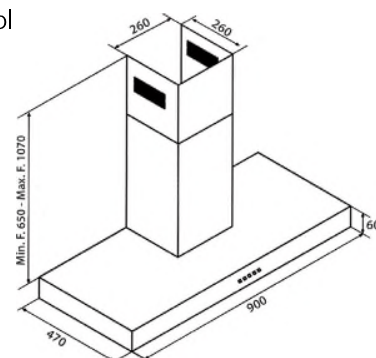


Main Features

- Push buttons with 3 speed control
- 2 x 40W halogen lights
- 3 x Metal grease filters
- Single motor
- 2 x Charcoal filters
- Ducted or recirculation mode
- Max extraction rate: 750m³/h
- Voltage: 220-240V / 50Hz



Dimensions:
W900 x D470 x H710-1130mm



Slim Hood

EBCH 101/60 HM SSL EBCH 101/90 HM SSL

60CM OR 90CM SLIM HOOD



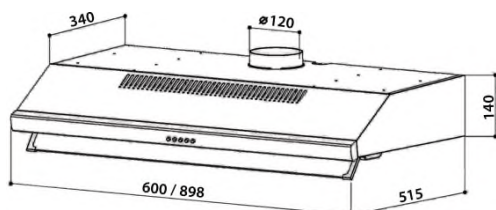
Main Features

- Push buttons with 3 speed control
 - 2 x 2W LED Lights
 - Aluminum grease filter:
- 60cm: 2 Filters
90cm: 3 Filters
- 2 x charcoal filters
 - Dual Motors
 - Ducted or recirculation mode
 - Max extraction rate: 480m³/h
 - Voltage: 220-240V / 50Hz



Dimensions:

- 60CM: W600 x D515 x H140mm
- 90CM: W898 x D515 x H140MM



EBCH 201/60 HM SSL EBCH 201/90 HM SSL

60CM OR 90CM SLIM HOOD



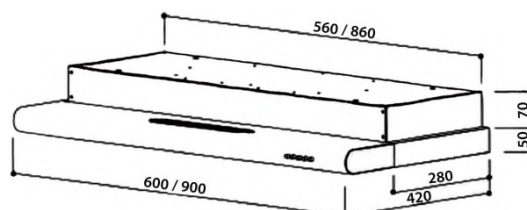
Main Features

- Semi-integrated
 - Push buttons with 3 speed control
 - 2 x 2W LED Lights
 - Aluminum grease filter:
- 60cm: 2 Filters
90cm: 3 Filters
- 2 x charcoal filters
 - Dual Motors
 - Recirculation mode only
 - Max extraction rate: 580m³/h
 - Voltage: 220-240V / 50Hz



Dimensions:

- 60CM: W600 x D420 x H50 + 70mm
- 90CM: W900 x D420 x H50 + 70MM



Slim Hood: Assembled in PRC*

**Photo is for illustration only.*



TOP-HEAT FAN ASSISTED

The heat is spread by the fan especially on the top area of the cavity. The temperature can be regulated by using the thermostat knob between 50°C and the higher settings. This function is recommended for keeping warm food after completing cooking.



3D COOKING

The combination between the fan and the heating element located around the fan, allows the cooking of many kinds of food. Cooking can be made on different levels, without mixing flavours and aromas.



ROTISSERIE WITH GRILL

The rotisserie function is combined with the grilling element to ensure uniform browning all over the surface of the food.



DEFROSTING

When is set, only the fan works, without the heating element. This allows the circulation of the air inside the oven and facilitates a rapid defrost of frozen foods.



FAN ASSISTED GRILLING

The fan combined with the grill function enhances and speeds up the operations of grilling and cooking of gratin, with an even distribution of the heat.



BASE HEAT ONLY

The heat coming only from the lower element is used primarily for food that needs a higher temperature at its base. Perfect for cooking of cakes, pies, quiches, pizzas and pastries.



GRILLING

Ideal for grilling and making the gratin on dishes that need a high temperature on the surface like steaks of veal or beef, fillet, burger and all side dishes including grilled vegetables.



CONVENTIONAL COOKING

The heat comes simultaneously from the top as well as from the bottom of the oven. Ideal solution to cook cakes, roasts and bake any kind of food.



TOP HEAT ONLY

The heat coming only from the top element of the oven allows to complete the cooking of those dishes that require a light browning on the surface.



OVEN LIGHT

Illuminates the inside of the oven, enabling better viewing of the dishes.



PIZZA FUNCTION

High temperatures combined with the pizza stone ensures the same result as a traditional wood fired oven.

Oven

Function Symbol



*Photo is for illustration only.

Built-In Oven

ELIO 910

90CM MULTI-FUNCTION OVEN



Main Features

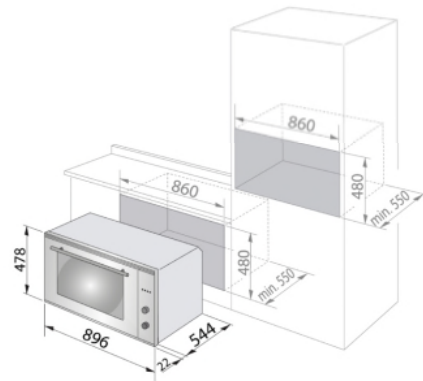
- 87 Litres Capacity
- Black glass design with premium grade solid stainless steel door handle
- 9 Functions
- Touch control programmer
- Cooling fan
- Easy removable door with soft closing hinge
- Easy clip removable inner glass
- Slide-out removable inner glass
- Easy to clean enamel coating
- Catalytic panels
- Energy rating: A
- Power Consumption: 3050W
- Voltage: 220-240V/50Hz

Oven Accessories

- Tray, shelf, shaped shelf, fat filter, telescopic sliding shelf supports, rotisserie kit

Dimensions:

- Product: W896 x D566 x H478mm
- Built-In: W860 x D550 x H480mm



ELIO 624 BAKER

60CM MULTI-FUNCTION OVEN



Main Features

- 59 litres capacity
- Stainless steel with mirror glass design
- 8 cooking functions
- Ventilation fan
- 120min cut-off timer
- Temperature range: 40°C to 300°C
- Special 40°C for fast leavening
- Special 300°C for pizza making
- Easy removable door
- Triple glazed glass door
- Easy to clean enamel coating
- Energy rating: A
- Power consumption: 2350W
- Voltage: 230V/50Hz

Oven Accessories

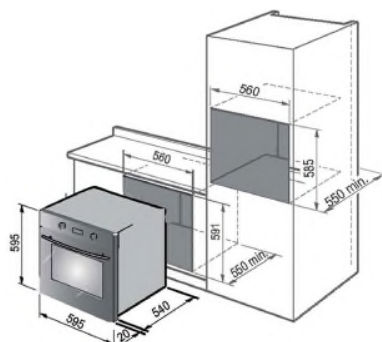
- Shelves, Tray, Pizza Stone, Flat pastry tray

Dimensions:

- Product: H595 x W595 x D560mm

Dimensions: Built-In -

- W560 x H585 x D550mm (In column)
- W560 x H591 x D550mm (Undercounter)



*Photo is for illustration only.

Built-In Oven

EBO 9810 S

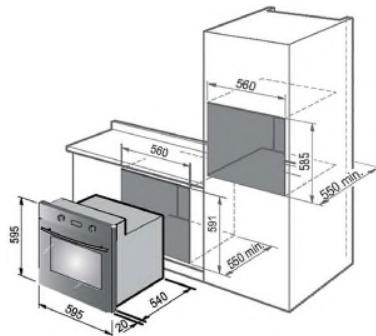
60CM MULTI-FUNCTION OVEN



Dimensions:
• Product: H595 x W595 x D560mm



Dimensions: Built-In -
• W560 x H585 x D550mm (In column)
• W560 x H591 x D550mm (Undercounter)



Main Features

- 53 litres capacity
- Stainless steel design
- 7 cooking functions
- Ventilation fan
- Electronic programmer
- Timer display
- Automatic cut-off timer
- Temperature range: 50°C to 250°C
- 1 telescopic sliding shelf
- Catalytic self-cleaning panels
- Easy removable door
- Double glazed glass door
- Easy to clean enamel coating
- Power consumption 2365W
- Voltage: 230V/50Hz

Oven Accessories

- Tray, shelf, shaped shelf, pastry plate and fat filter

EBO 9724 S

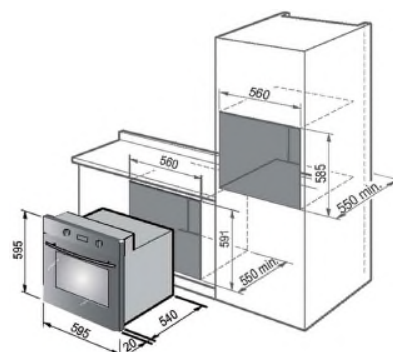
60CM CONVENTIONAL OVEN



Dimensions:
• Product: H595 x W595 x D560mm



Dimensions: Built-In -
• W560 x H585 x D550mm (In column)
• W560 x H591 x D550mm (Undercounter)



Main Features

- 53 litres capacity
- Stainless steel design
- 4 cooking functions
- Ventilation fan
- 120min cut-off timer
- Temperature range: 50°C to 250°C
- Easy removable door
- Double glazed glass door
- Easy to clean enamel coating
- Power consumption 2365W
- Voltage: 230V/50Hz

Oven Accessories

- Tray, shelf and rotisserie kit

*Photo is for illustration only.



Built-In Oven

EBO 1725 S

60CM CONVENTIONAL OVEN



Main Features

- 53 litres capacity
- Stainless steel design
- 4 cooking functions
- Ventilation fan
- Minute minder
- Temperature range: 50°C to 250°C
- Easy removable door
- Double glazed glass door
- Easy to clean enamel coating
- Power consumption 2365W
- Voltage: 230V/50Hz

Oven Accessories

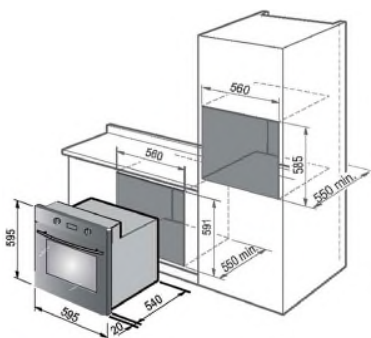
- Tray & shelf



Dimensions:
• Product: H595 x W595 x D560mm



Dimensions: Built-In -
• W560 x H585 x D550mm (In column)
• W560 x H591 x D550mm (Undercounter)



EBO 1726 BK/WH

60CM CONVENTIONAL OVEN



Main Features

- 53 litres capacity
- Black or white enamel design
- 4 cooking functions
- 120mins cut-off timer
- Temperature range: 50°C to 250°C
- Easy removable door
- Double glazed glass door
- Easy to clean enamel coating
- Power consumption 2019W
- Voltage: 230V/50Hz

Oven Accessories

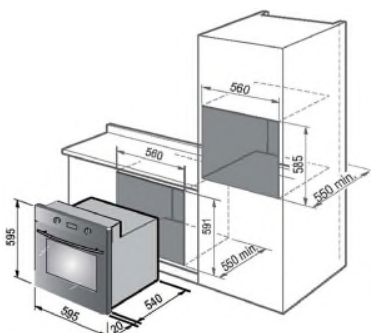
- Tray, shelf and rotisserie kit



Dimensions:
• Product: H595 x W595 x D560mm



Dimensions: Built-In -
• W560 x H585 x D550mm (In column)
• W560 x H591 x D550mm (Undercounter)



*Photo is for illustration only.



ELBA

TALENT FOR COOKING

Made in Italy



**FREE STANDING
COOKER**

Free Standing Cooker



EGC 536 WH

50CM GAS OVEN

Main Features

- 4 Gas burners:
1 Rapid burner - 3.00 kW
2 Semi-rapid burners - 1.75 kW
1 Auxiliary burner - 1.00 kW
- With flame failure safety device
- Enamelled pan supports
- Battery ignition (Size C)
- Gas oven
- Oven capacity: 37 litres
- Bottom heat
- 10 Levels of heat selection
- Temperature up to 285°C
- Glass lid cover
- White color



Oven Accessories

- Wire Shelf and tray



Dimensions:

- Product: W505 x H880 x D535mm

EEC 566 WH

50CM ELECTRIC OVEN

Main Features

- 4 Gas burners:
1 Rapid burner - 3.00 kW
2 Semi-rapid burners - 1.75 kW
1 Auxiliary burner - 1.00 kW
- With flame failure safety device
- Enamelled pan supports
- Electric ignition
- Electric oven
- Oven capacity: 37 litres
- With grill, top, bottom heat, rotisserie and light
- Temperature: 60°C to 240°C
- Total power: 2319W
- Glass lid cover
- White color



Oven Accessories

- Wire shelf, tray and rotisserie



Dimensions:

- Product: W505 x H880 x D535mm

EGC 836 WH

86CM GAS OVEN

Main Features

- 3 Gas burners:
1 Triple ring burner - 3.50 kW
1 Rapid burner - 3.00 kW
1 Semi-rapid burner - 1.75 kW
- With flame failure safety device
- Enamelled pan & wok stand
- Battery ignition (Size C)
- Gas oven
- Oven capacity: 37 litres
- Bottom heat only
- 10 Levels of heat selection
- Temperature up to 285°C
- Glass lid cover
- With cylinder gas compartment
- White color



Oven Accessories

- Wire Shelf and tray



Dimensions:

- Product: W865 x H880 x D535mm

EEC 866 WH

86CM ELECTRIC OVEN

Main Features

- 3 Gas burners:
1 Triple ring burner - 3.50 kW
1 Rapid burner - 3.00 kW
1 Semi-rapid burner - 1.75 kW
- With flame failure safety device
- Enamelled pan & wok stand
- Electric ignition
- Electric oven
- Oven capacity: 37 Litres
- With grill, top, bottom heat, rotisserie and light
- Temperature up to 285°C
- Total power: 2319W
- Glass lid cover
- With cylinder gas compartment
- White color



Oven Accessories

- Wire shelf, tray and rotisserie



Dimensions:

- Product: W865 x H880 x D535mm

ELBA

TALENT FOR COOKING



Made in Italy



Find out more
about our products:



Casa (S) Pte Ltd:

15 Kian Teck Crescent, Singapore 628884



+65 6268 0066



elba@casa.com.sg

Customer Care Service:



+65 6268 0077



+65 6898 0510



service@casa.com.sg



@elbasingapore



<http://www.elba.com.sg/>
www.casaholdings.com.sg